

# CO<sub>2</sub> progress report 2022

January 01 2022 until June 30 2022

# Table of contents

<b>1. Introduction</b>	<b>3</b>
<b>2. Basic information</b>	<b>4</b>
2.1. Description of the organization	4
2.2. Responsible	5
2.3. Base year	5
2.4 Reporting period	5
2.5 Verification	5
<b>3. Boundary</b>	<b>6</b>
3.1. Organizational boundaries	6
3.2. Exclusions & clarification	7
3.3. Organizational changes	7
<b>4. Calculation method</b>	<b>8</b>
4.1. Current calculation method and conversion factors	8
4.2. Changes in calculation method	8
4.3. Exclusions	8
4.4. Absorption of CO <sub>2</sub>	8
4.5. Biomass	8
4.6. Uncertainties	9
<b>5. CO<sub>2</sub> emissions</b>	<b>10</b>
5.1. Footprint base year scope 1 & 2	10
5.2. CO <sub>2</sub> footprint reporting period	10
5.3. Trend over the years by category	11
5.4. Goals	11
5.5. Progress reduction measures	12
5.5.1. Measures per status	12
<b>6. Initiatives</b>	<b>15</b>

## 1. Introduction

In this document, the progress with regard to the scope 1 and 2 CO<sub>2</sub> footprint of Rynd Beheer B.V. is displayed and the six-monthly progress of the CO<sub>2</sub> reduction is discussed. The CO<sub>2</sub> footprint for scope 1 and 2 drawn up in accordance with ISO 14064-1 (§9.3.1) and the GHG protocol. For communication reasons, Voys will be referred to as ‘the organization’ in the documentation. Drawing up the periodic report is part of the steering cycle within the energy management system that has been introduced in the context of the CO<sub>2</sub> performance ladder. This document contributes to requirement 3.B.1 for substantiating progress in CO<sub>2</sub> reduction.

Voys supplies telecommunications to SMEs and organizations and also has a large corporate branch called Voys One. Voys One has clients such as municipalities, companies and organizations with complex communication issues. In the future, the CO<sub>2</sub> Performance Ladder will be used to achieve an award advantage. With the CO<sub>2</sub> Performance Ladder, suppliers are challenged and encouraged to be aware of and reduce their own CO<sub>2</sub> emissions. The more an organization makes an effort to reduce CO<sub>2</sub>, the greater the chance of awarding a (tender) contract.

This periodic report has been prepared by Captain Planet, Maarten van Brussel. The following aspects from ISO 14064-1 are at least described in this report:

Introduction (p), Description of the organization (a), Responsibilities (b), Base year (j), Reporting period (c), Verification (q), Organizational boundaries (d), Current calculation method and conversion factors (l, n), Changes calculation method (m), Exclusions (h), Absorption of CO<sub>2</sub> (g), Biomass (f), Recalculation of base year and historical data (j, k), Direct and indirect emissions (e, i) and Uncertainties (o).

## 2. Basic information

### 2.1 Description of the organization

Voys has been supplying communication solutions to companies since 2006: from the self-employed to large businesses and everything in between. These communication solutions are developed by the developers of Devhouse Spindle. What started as a sole proprietorship in February 2006 is now, in 2021, a company with 140 colleagues. We offer our services in the Netherlands, Belgium, Germany and South Africa and soon in even more countries. In addition, with our 48percent.org foundation we try to facilitate worldwide access to communication.

Our companies are set up a bit differently than most companies. We work without management and are completely selfmanaging. That means that there are no bosses looking over your shoulder, but that you work together with equals on beautiful projects. In order to optimally facilitate this self-management, we have developed more and more tools and ways in recent years. This allows colleagues to work as pleasantly as possible and to develop themselves as well as possible.

All our brands and organizations come together in the General Company Circle. We have no board of directors and no management team because the responsibilities are distributed over several roles, each with their own responsibilities. 'The operating system' that we use for this is Holacracy. Below is a schematic overview of our organization.

### Importance of sustainability and CO<sub>2</sub> reduction

Being a force of good is one of the important pillars of the entire organization. For us, this includes 'doing no unnecessary harm to the planet'. This means for us not to cause unnecessary damage to the planet while doing our business. The Captain Planet role has been specially created to take serious steps as an organization to reduce our impact on the planet and compensate where necessary. The purpose of Captain Planet role is 'Our company is circular' and the accountabilities are:

- Drawing up reduction plans regarding energy, water and fuel consumption.
- Offsetting the remaining CO<sub>2</sub> emissions.
- Creating awareness in the organization about waste streams
- Responsible for the policy and authorized by the owner

In addition, a new circle (department) has been set-up in 2022 that will focus on reducing the negative impact and increasing the positive impact that we have as an organisation. The 'Planeteers' work in het Social Impact circle to inspire colleagues to take action in the area of sustainability.

## 2.2 Responsible

**Name**

Voys

**Actors**

Responsible: Maarten van Brussel

## 2.3 Base year

**Naam**

Voys

**Default reference year**

2019

## 2.4 Reporting period

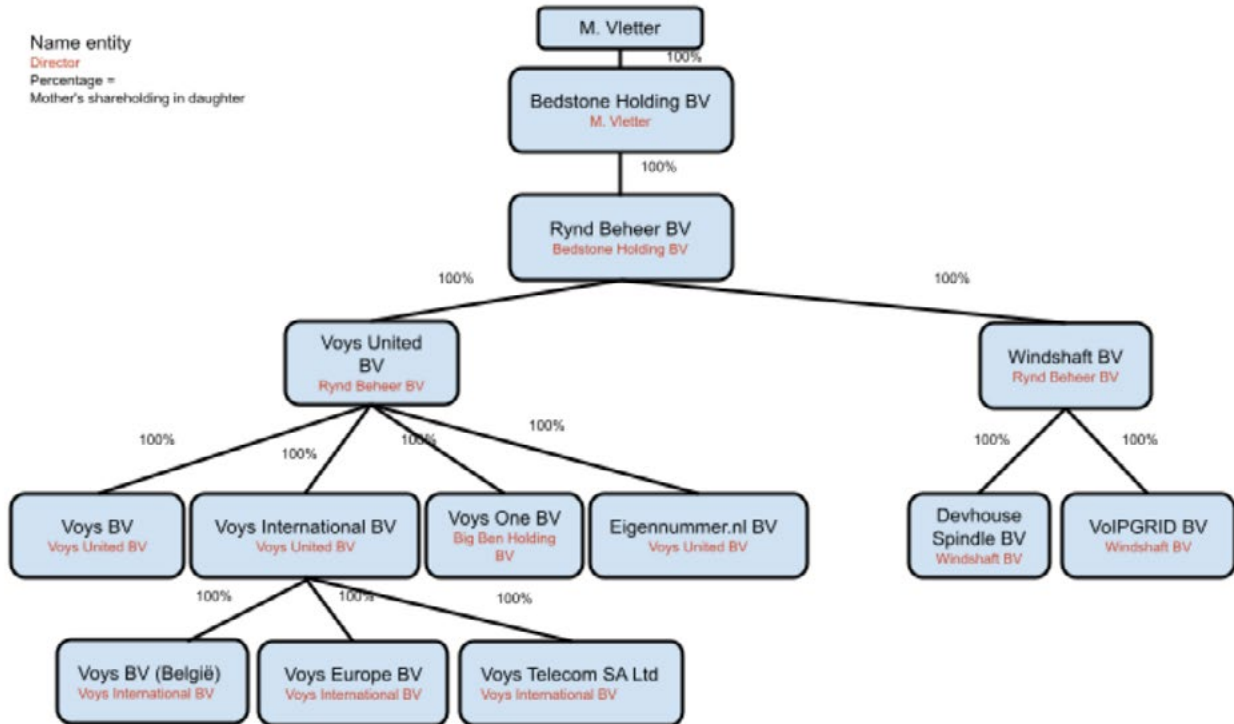
January 01, 2022 until June 30, 2022

## 2.5 Verification

The CO<sub>2</sub> footprint has not been verified by an external institution. During the audit the verification will take place by the auditor via multiple samples.

## 3. Boundary

### 3.1 Organizational boundaries



In this organisation chart ‘Rynd Beheer B.V.’ is set-up under Bedstone Holding B.V. and the following corporate relations:

- Voys United B.V.
  - Voys B.V. (40,74 FTE)
  - Voys International B.V.
    - Voys B.V. (België)
    - Voys Europe B.V.
    - Voys Telecom SA Ltd (13,00 FTE)
  - Voys One B.V. (12,00 FTE)
  - EigenNummer.nl B.V.
- Windschaft B.V.
  - Devhouse Spindle B.V. (58,75 FTE)
  - VoIPGRID B.V.

Name	Description	Consolidation percentage
Voys location		100%

### 3.2 Exclusions & clarification

Voys SA will be excluded from certification because:

- Voys Telecom SA Ltd performs operations outside Europe, namely in South Africa. The CO performance ladder does not apply in this country.
- The turnover of Voys Telecom SA Ltd is less than 5% of the total turnover of the group.

Clarification regarding Voys Belgium B.V.:

- Apart from Voys SA Ltd, there are no physical offices outside the Groningen office. This means that the address of Voys B.V. (Belgium) in Belgium is of an administrative nature only. There is no physical office in Belgium from which work is done and therefore no CO emissions occur. The activities of Voys Belgium are carried out from the office in Groningen and these are included.

All activities, apart from Voys SA Ltd, take place from the Groningen branch office.

### 3.3 Organizational changes

No changes have occurred that cause a change in CO emissions. However, there is a change with respect to Voys SA, this entity is now 100% under Voys International B.V. instead of 50%. This has no impact on CO emissions because Voys SA was already excluded from certification for the reasons mentioned in section 3.2.

## 4. Calculation method

### 4.1 Current calculation method and conversion factors

This progress report is based on the requirements of the CO<sub>2</sub> Performance Ladder handbook 3.1. The emission factors have been determined on the basis of the website CO<sub>2</sub>emissiefactoren.nl, whereby the amendment list of SKAO is regarded as leading.

### 4.2 Changes in calculation method

No comments found

### 4.3 Exclusions

In Handbook 3.1, the reporting of the CO<sub>2</sub> emissions inventory for all greenhouse gases, expressed in CO<sub>2</sub> equivalents, is not yet mandatory. It is therefore not required to include other gases, other than CO<sub>2</sub> (CH<sub>4</sub>, N<sub>2</sub>O, HFCs, PFCs and SF<sub>6</sub>) that are released during the organisation's operations, in the emission inventory. This also applies to refrigerants (refrigerants).

There are currently no exclusions to mention, other gases are not emitted by the organization.

### 4.4 Absorption of CO<sub>2</sub>

Here it can be stated whether certain techniques are used to absorb CO<sub>2</sub>, to capture it or to convert it to another chemical compound.

### 4.5. Biomass

If biomass is used from the perspective of short-cycle CO<sub>2</sub> emissions, this can be mentioned here. Think of the use of wood waste from the wood processing industry, pruning waste, fermentation of manure or other organic materials.

Biomass from food crops or poorly traceable biomass flows from abroad often have a negative impact on CO<sub>2</sub> emissions or ecology.



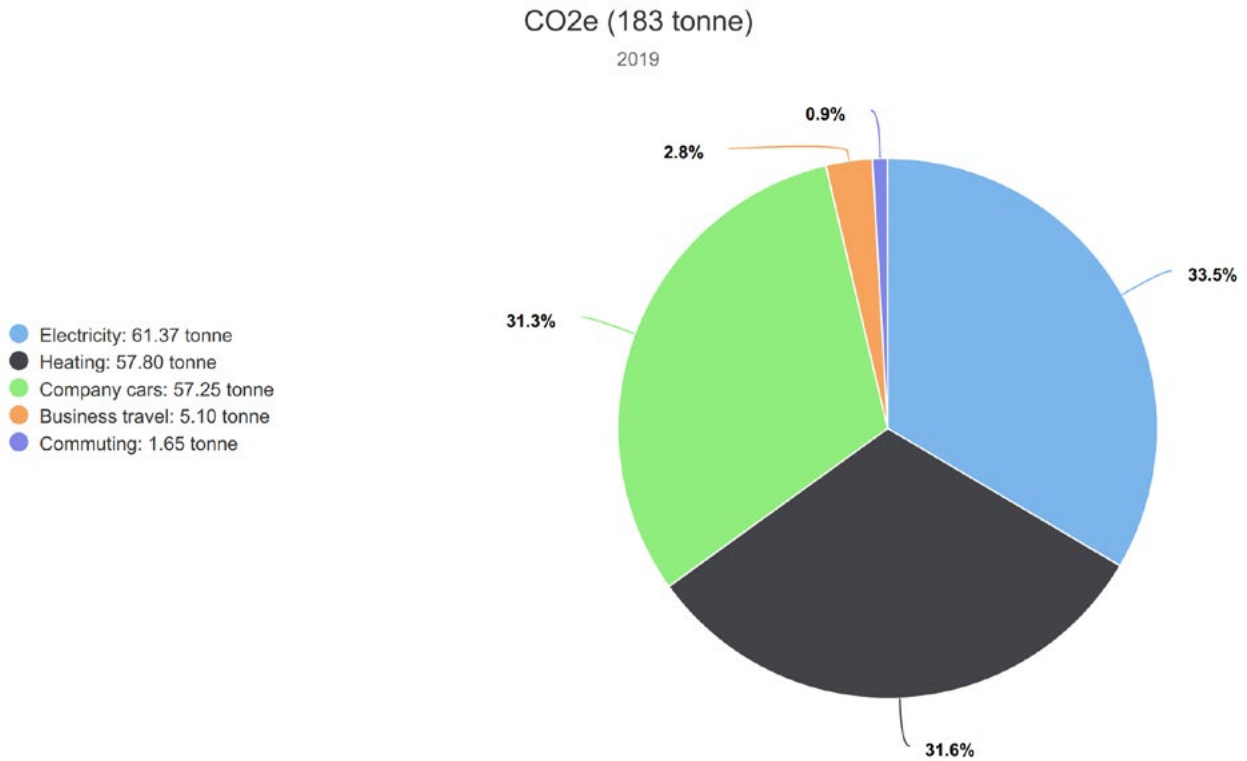
## 4.6 Uncertainties

The results presented should be seen as the best estimate of actual values. Almost all data used to calculate the CO footprint are based on invoices and/or actual measured numbers. As a result, the margin of uncertainty is very small. However, there are still some uncertainties. These are described below:

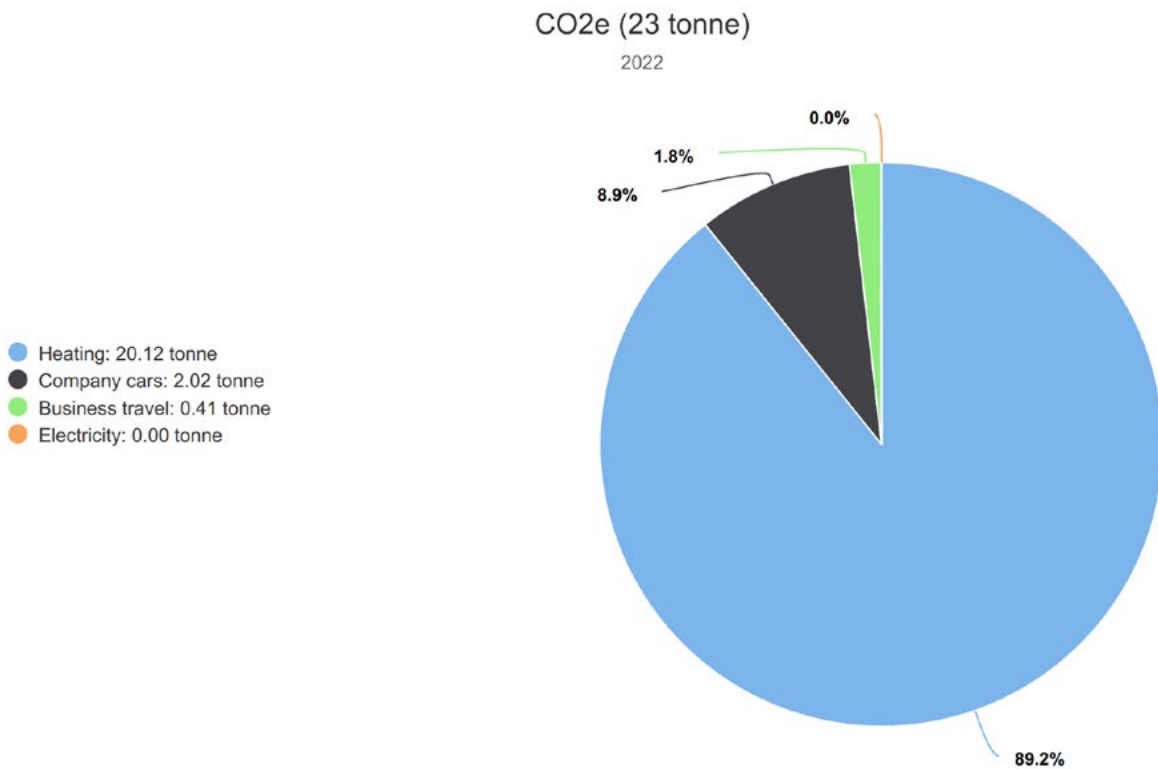
- Electricity consumption: in part, our electrical energy consumption is metered separately. In addition, as an organization we pay a percentage based on the number of m<sup>2</sup> rented for general areas. At the moment, we receive an annual overview of this; we would like to move to half-yearly inspection. This is currently not possible other than reading our own consumption meter.
- Gas consumption: gas consumption is not metered separately because of a central heating system in the building. As a result, we as an organization pay a percentage based on the number of m<sup>2</sup> rented including a share for the common areas.
- Subletting: electricity and gas consumption applies to accommodation the entire organization. Parts of our own accommodation are sublet to third parties, the subtenants' consumption is deducted from our energy consumption on a m<sup>2</sup> basis.
- (Lease) car mileage: annual mileage is tracked for 2022.
- Green power vehicle fleet: the data from the charging passes is present for 2022, however, it has not been calculated back what percentage is grey or green. Instead, a conservative assumption has been made and everything has been categorized as grey power. To compensate for this, GVOs have been purchased to still guarantee green power for charging.
- Flights: there have been no flights in this first six months. If flights did take place, the kilometers flown are a realistic approximation of the actual kilometers flown. The following calculator was used for this purpose: <https://nl.distance.to/>. The information was obtained by asking internally about flights made and departure and destination locations.
- Public transport: business kilometers were made in 2022. In principle, all distances were travelled by train on green electricity, however, we chose to approach these kilometers conservatively and take an average, which results in low CO emissions.

## 5. CO<sub>2</sub> emissions

### 5.1 Footprint base year scope 1 & 2



### 5.2 CO<sub>2</sub> footprint reporting period



### 5.3 Trend over the years by category



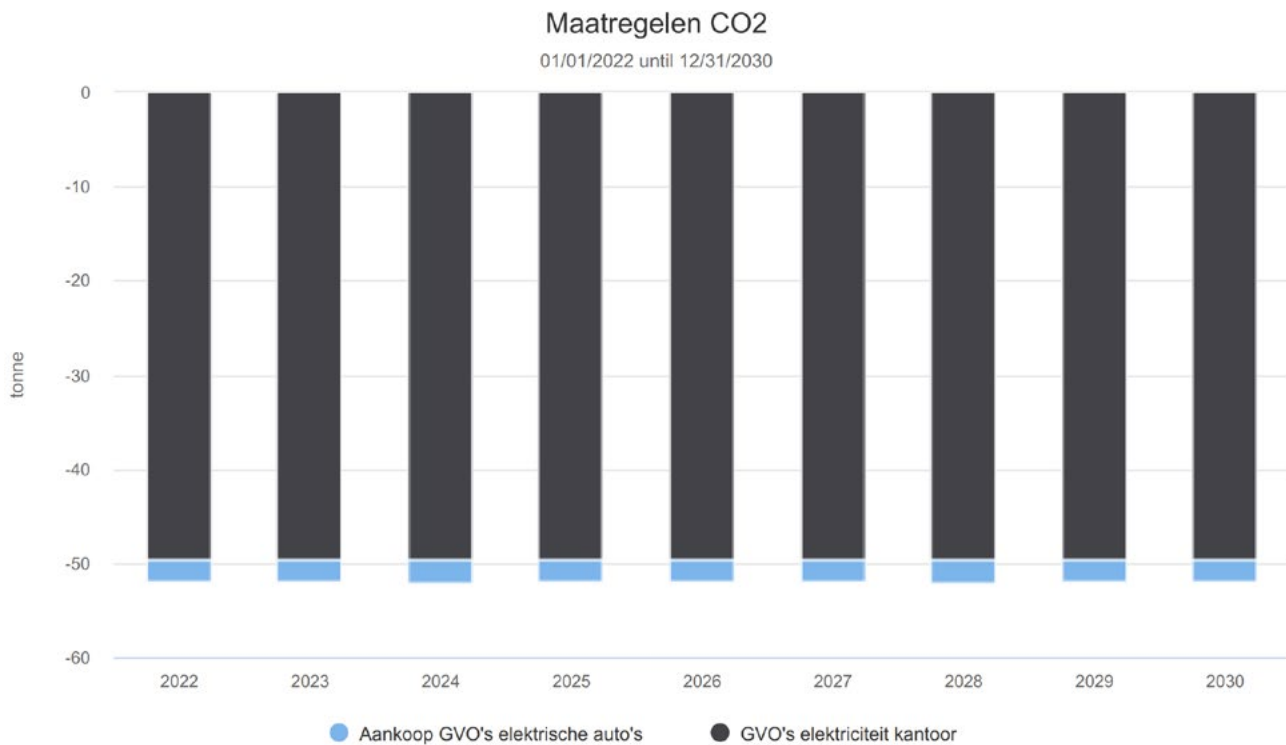
CO <sub>2</sub> e (tonne)	2019	2020	2021	2022	2023	2024	2025
Business travel	5.10	0.69	1.93	0.41			
Company cars	57.25	15.57	10.61	2.02			
Electricity	61.37	0.00	0.00	0.00			
Heating	57.80	38.40	51.52	20.12			
Total	181.52	54.66	64.05	22.54			
Target CO <sub>2</sub> e			84.39	80.84	77.29	73.80	70.30
Projection CO <sub>2</sub> e		115.31	54.78	72.61	73.89	73.75	73.89

### 5.4 CO<sub>2</sub> footprint reporting period

#### Target CO<sub>2</sub>e Location Voys

For year	Reference year	Company cars	Electricity	Heating	Business travel
2021	2019	-50%	-100%	-2%	-5%
2022	2019	-52%	-100%	-4%	-7%
2023	2019	-54%	-100%	-6%	-9%
2024	2019	-56%	-100%	-8%	-10%
2025	2019	-58%	-100%	-10%	-11%

## 5.5 Progress reduction measures



### 5.5.1. Measures per status

- Business travel: emissions in terms of fuel from both fleet and business travel have been reduced. Voys' guiding principle is to maintain this line as much as possible by meeting online wherever possible to reduce travel for business appointments.
- Purchase of GVOs: GVOs have been purchased, bringing emissions in terms of electricity for the office and charging of electric cars to zero. We have bought GVO's for all kWh charged by the electric cars, the administrative load to calculate the percentage outweighs the benefits. Furthermore, we are looking into a charging system that will guarantee GVO's automatically.
- Electricity consumption: there has been an increase in terms of electricity consumption at the office, this is as expected because more people are present at the office again. Our net electricity emissions are however zero, because we have bought GVO's.
- Reduction in gas consumption: investments were made by the owners of our office building to lower the gas consumption, this has had a positive effect in the first half of 2022.
- New electric cars: the fossil-powered cars in the fleet are increasingly replaced by electric cars. This means that the absolute share of grey electricity for charging the cars has increased, but the reduction compared to fuel is so large that it results in CO<sub>2</sub> reduction. In addition, the grey power is offset with GVOs.

- Climate talks: the climate talks workshops have been added to the education options at the company. It is expected that the third round of workshops will start soon.
- Office plan 2025: due to the fact that more colleagues are working from home, we will take a look at the space that we need in our office and if a reduction is possible.
- Green and sustainable purchasing strategy: the strategy has been set-up and starts to show it's effects on the purchasing behaviour of colleagues.
- Set-up planeteeers: the planeteeers circle has been set-up in order to gain momentum with regards to sustainability within the organization.
- CO<sub>2</sub> compensation: we are compensating our CO<sub>2</sub> emissions to be neutral. This doesn't effect this certification, but it does positive things to our mindset.

### Overleg gebouwbeheer verduurzaming (Approved)

o.a. Vervangen CV.

**Responsible** Maarten van Brussel

**Registrar** Maarten van Brussel

<b>Gauges</b>	<b>Kind</b>	<b>Effect starts on</b>	<b>Effect</b>
Voys/Aardgasverbruik	Relative to: 2019	01/01/2023	2%

### Laadpas met GVO'S (Approved)

**Responsible** Maarten van Brussel

**Registrar** Maarten van Brussel

Effects

<b>Gauges</b>	<b>Kind</b>	<b>Effect starts on</b>	<b>Effect</b>
Voys/Auto's grijze stroom	Relative to: 2021	01/01/2023	0%

## Office plan 2025 (In preparation)

**Responsible** Maarten van Brussel

**Registrar** Maarten van Brussel

### Effects

<b>Gauges</b>	<b>Kind</b>	<b>Effect starts on</b>	<b>Effect</b>
Voys/Aardgasverbruik	Relative to: 2021	01/01/2023	-20%

## Green and sustainable purchasing strategy (In preparation)

**Responsible** Maarten van Brussel

### Effects

<b>Gauges</b>	<b>Kind</b>	<b>Effect starts on</b>	<b>Effect</b>
Voys/Food & Drinks (External)	Relative to: 2021	01/01/2023	-2%
Voys/Food & Drinks (Internal)	Relative to: 2021	01/01/2023	-2%
Voys/Furniture	Relative to: 2021	01/01/2023	-2%
Voys/Hardware colleagues	Relative to: 2021	01/01/2023	-2%
Voys/Hardware (other electric devices)	Relative to: 2021	01/01/2023	-2%
Voys/Logistics (commuting declared + bus)	Relative to: 2021	01/01/2023	-2%
Voys/Other bought stuff (expenses)	Relative to: 2021	01/01/2023	-2%
Voys/Other hardware (MVA)	Relative to: 2021	01/01/2023	-2%

## 6. Initiatives

### Voys Nederland CO<sub>2</sub> Neutraal

The Nederland CO<sub>2</sub> Neutraal Foundation focuses on inspiring participants, increasing knowledge about CO<sub>2</sub> reduction opportunities and increasing a sustainable network.

Methodologies	Start date	End date
CO <sub>2</sub>	03/11/2021	

Methodologies	Start date	End date
Participation		
The Nederland CO <sub>2</sub> Neutraal Foundation focuses on inspiring participants, increasing knowledge about CO <sub>2</sub> reduction opportunities and increasing a sustainable network. During the meetings, there are working groups in which knowledge is exchanged on a particular topic.		
Subject		
Various topics on CO <sub>2</sub> reduction and sustainable business will be discussed during the meetings.		
Results		
There are records of the meetings from which there is active participation in this initiative.		